



Newsletter of the

Hawai'i Bromeliad Society

VOL. 34 NO. 7

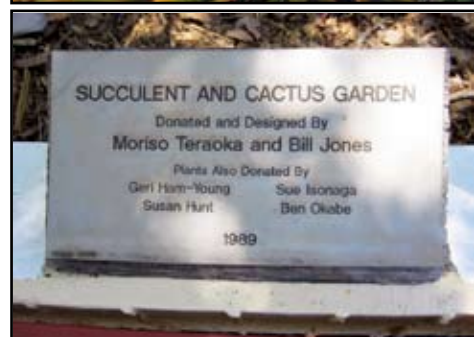
HONOLULU, HAWAII

JULY 2012

TOURING THE KCC GARDEN

At our June HBS meeting, Moriso Teraoka led us on an engaging and informative tour of the University of Hawai'i at Kapi'olani Community College Cactus and Succulent Garden, which he created and helps maintain. Before leading us on a walk-through of the garden, Moriso shared with us the history of the site and stories of its development. He brought several scrapbooks with inspiring "before and after" photos chronicling the garden's transformation from head-high weeds, dirt, and rubble to award-winning school and community resource. He also gave us copies of his personal account of the development, "Blessing of My Second Career," which will be deposited in the HBS library. And he promised to let us know about upcoming "Coffee and Cactus" community service days when HBS members can go and help maintain the bromeliads and spectacularly diverse cactus and succulent collection.

Thank you Moriso for the charming stories and tour, and program chair Marie for a memorable meeting.



Note the color variation of the bromeliads: that's not trick photography—it shows how the same plant can vary widely as it ranges from full sun to shade. And we were particularly moved to see the plaque honoring early supporters and plant donors to the garden, including HBS member Troy's mom, Geri Ham-Young.

2012 OFFICERS OF THE HAWAII BROMELIAD SOCIETY

PRESIDENT		VICE PRESIDENT & PROGRAMS
Susan Andrade		Marie Ferdun
TREASURER	MEMBERSHIP	WEB MASTER
Tessie Labra	Raleigh Ferdun	Tom Stuart
CORRESPONDING SECRETARY		RECORDING SECRETARY
Marie Grininger		Stanley Schab
HOSPITALITY	LIBRARY	NEWSLETTER
Val Wong	Lynette Wageman	Terese Leber
	www.hawaiibromeliadsociety.org	

JULY MEETING

This Saturday, July 28, we meet at **Lyon Arboretum at Noon.**

Our hospitality host is Susan.

This will be a special, hands-on meeting with HBS member and potter extraordinaire Annetta Kinnicutt.

REPORT OF THE MEETING OF JUNE 30, 2012

University of Hawai'i–Kapi'olani Community College Cactus and Succulent Garden


ATTENDING: Susan Andrade (presiding), Nadine Aoki, Marie Ferdun, Raleigh Ferdun, Helen Friend, Marie Grininger, Terese Leber, LeeAnn Matsuda, Troy (& son) Oden, Karen Rohter, Stan Schab, Sid Sneider, Val Wong. GUEST: Moriso Teraoka

CONVENED: 12:00; Adjourned: 2:30

ANNOUNCEMENTS: Susan announced that Mary Louise Boyd has more plants to give away. She is recovering well from her fractured pelvis, but is still culling her garden. Marie reported that a friend of Mary Louise's was organizing an anti-rail political fundraiser for July 21, and was seeking plants for an auction; Marie would supply contact information to individual members interested in providing plants. Sid announced that he has produced name tags for our HBS gatherings, and will bring them to the next meeting.

PROGRAMS: The July program, at Lyon Arboretum, will feature a pottery demonstration by HBS member Annetta Kinnicutt, an accomplished potter. You may remember seeing some of her work when we toured her fairy garden in February. Annetta will help us make our own small pots, which we can fill with bromeliads and sell at the East-West Center Christmas Fair in December. The idea for this program was sparked by Terese at the January meeting, when she mentioned that buyers at the 2011 Fair seemed to prefer bromeliads in small pots to give as gifts. This should be a fun program.

HOSPITALITY: Our host for July is Susan; Annetta Kinnicutt and Betty Chang have August; Troy and Jorji will cover September; and Helen and the Maries—Grininger and Ferdun—have volunteered for October (the November/December meeting will be our pot luck holiday party).



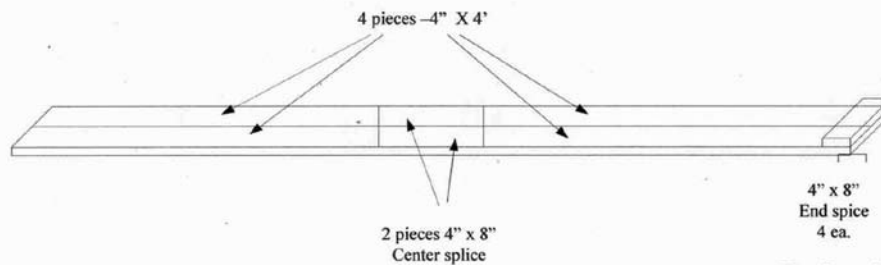
SID'S SHELVES

At our May meeting, Sid described how he had rescued and transformed old louvers into attractive and practical plant shelves. He's using two sets, side by side, of two four-foot louvers, spliced in the middle—a great display idea.

Thanks, Sid!



8 FEET BY 8 INCHES LOUVER SHELF



Hints:

1. Use silicone glue; no caulk
2. Ensure splicing area is flat.
3. I used a 3 ft aluminum ruler for straightness alignment,
A straight board would suffice.
4. After alignment and glue applicatio.apply weight to splice piece.

Note for small shelves, (4 feet and under), only 2 end splices should be necessary.